

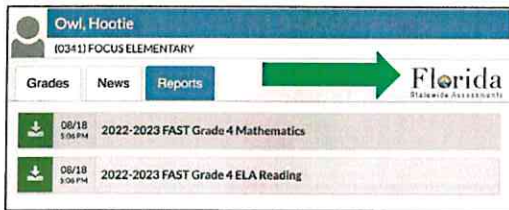


FSA Family Portal – Student Access Codes

The FSA Family Portal allows families to view previous administration individual score reports and is updated throughout the year. Access codes are a random 6-digit alpha-numeric code, which refreshes each school year after students participate in their first test administration of the school year. This 6-digit code remains the same throughout the school year. Access codes and individual score reports follow students from district to district. A Parent FOCUS account must be created to view access codes for each student. Click on the link below for steps, as well as assistance with creating a Parent FOCUS account, if you don't already have one: [Creating a Parent FOCUS Account.](#)

Option 1

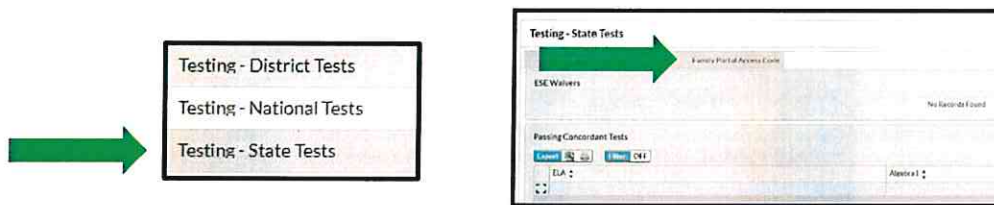
From the Parent FOCUS launch page, click on the Florida Statewide Assessments icon to the right of your student's name. Only students with this icon have individual student score reports available.



Option 2

1. Identify your student's access code.

FOCUS Parent Portal → student dropdown → Child Info → Testing – State Tests



2. Access the FSA Family Portal at flfast.org.



3. Complete the form with your student's access code, birthdate, and first name.



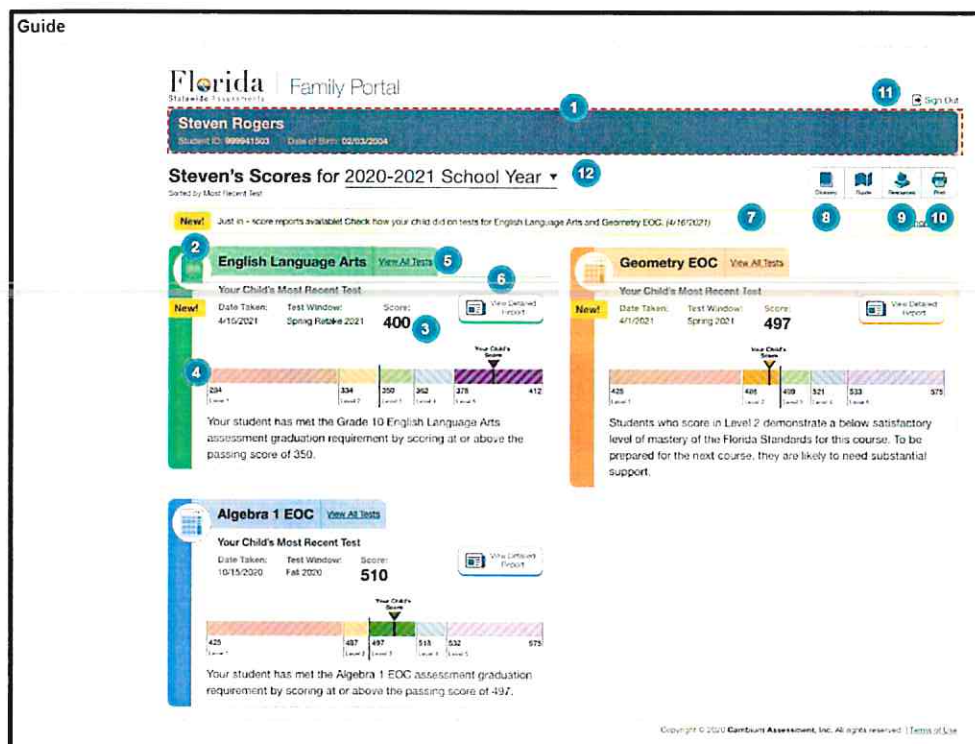
Options 1 and 2

The system defaults to the previous school year; however, individual score reports are available for 2020-21 and beyond. Click *View Detailed Report* to download a copy of the individual score report.



Several links are displayed in the upper right corner of the screen.

- Glossary- Select the first letter of a topic to learn more
- Guide- Explain details of an individual score report
- Resources- Link to review FAQs and learn more about achievement levels
- Print- Print individual score report



For questions related to the FSA Family Portal, contact your student's school.